

# Accepted Manuscript

This is a PDF file of an unedited manuscript that has been accepted for publication in the journal *Ratarstvo i povrtarstvo*. This early version of the accepted manuscript will undergo copyediting, typesetting, and review of the resulting proof before it is published in its final form. Please note that during the editing production process errors may be discovered which could affect the content.

Manuscript submitted: 3 November 2019

Manuscript accepted: 19 December 2019

doi:10.5937/ratpov57-23867

To appear in: *Ratar. Povrt.* (2020)



original scientific paper

## Grain yield, yield components and protein content of organic spelt wheat (*Triticum spelta* L.) grown in different agro-ecological conditions of northern Serbia

Bojan Vojnov<sup>1\*</sup> · Maja Manojlović<sup>1</sup> · Željko Dolijanović<sup>2</sup> · Dragana Latković<sup>1</sup> · Milena Simić<sup>3</sup> · Dragiša Milošev<sup>1</sup> · Brankica Babec<sup>4</sup> · Srđan Šeremešić<sup>1</sup>

<sup>1</sup>University of Novi Sad, Faculty of Agriculture, Dositeja Obradovića Sq 8, 21000 Novi Sad, Serbia

<sup>2</sup>University of Belgrade, Faculty of Agriculture, Nemanjina 6, 11080, Belgrade-Zemun, Serbia

<sup>3</sup>Maize Research Institute “Zemun polje”, Slobodana Bajića 1, 11185 Belgrade-Zemun, Serbia

<sup>4</sup>Institute of Field and Vegetable Crops, Maksima Gorkog 30, 21000 Novi Sad, Serbia

Corresponding author: bojan.vojnov@polj.uns.ac.rs

Current title:

Vojnov B. et al. Grain yield, yield components and protein content of organic spelt wheat

Acknowledgment: This study is a part of the project TR 31072 “Status, trends and possibilities to increase the fertility of agricultural land in the Vojvodina Province“ financed by the Ministry of Education, Science and Technological Development of the Republic of Serbia.

**Summary:** Spelt wheat (*Triticum spelta* L.) is regarded as the crop with high nutritional properties. In order to assess effects of different agro-ecological conditions on the organic spelt wheat production, grain yield and yield components, as well as the quality of the spelt wheat grain of cultivar Nirvana were analyzed at nine locations in semiarid conditions of northern Serbia. The highest dehulled grain yield was obtained in Nadalj organic farm (3.98 t ha<sup>-1</sup>) on a carbonated chernozem, and the highest protein content in whole grain flour was found in organic spelt wheat from Pančevo (13.94%). Correlation analysis showed significant positive correlations among grain yield, spike length, spike weight, number of grains per spike, 1000-grain weight and harvest index and among plant height, spike length, weight spike, and grain weight per spike. Our study indicated that spelt wheat grown in northern Serbia could result in higher grain yields, but protein content depended on cultivation practices at each location.

**Key words:** spelt wheat, organic agriculture, grain yield, protein content

## Introduction

Spelt wheat (*Triticum spelta* L.) is one of the most important alternative small grains, and is characterized by a good adaptability and favorable qualitative attributes as compared with the common wheat (*Triticum aestivum* L.). According to Nesbitt (2001), spelt wheat origin can be traced back 7000 years ago in the Transcaucasia area. Koutroubas et al. (2012) indicated that the spelt wheat was important staple food in ancient Europe, and afterwards was/had been the main type of wheat until the beginning of the 20<sup>th</sup> century (Ruibal-Mendieta, 2002). However, the gradual expansion of common wheat resulted in replacement of the spelt wheat. The course of spelt wheat suppression by high yielding wheat varieties lasted until the end of 20<sup>th</sup> century. Disadvantages in producing spelt wheat, such as high percentage of glumes, complicated harvest and lower yields than in common wheat, resulted in its lower adoption (Nikolić et al., 2015). Besides, the spelt wheat hull is tightly attached to the grain and cannot be easily removed so the grain can be used for human consumption (Glamočlija et al., 2004; Ugrenović et al., 2013). According to Šeremešić et al. (2017) organic production system present one of the most important system of sustainable agriculture. In high developed countries there is a modern model of food market. Those markets are quality-oriented, because a choosey consumer who wants better quality of food (Roljević et al., 2018). Consumer awareness of the significance of food safety and the benefits of organic production has led to increasing demand for alternative crops, among which the spelt wheat has an important place. According to Ministry of Agriculture, Forestry and Water Management of the Republic of Serbia, spelt wheat is cultivated on the area of 157.9 ha and the greatest areas are in Vojvodina (120.04 ha) (Golijan et al., 2019). It is considered that spelt wheat has low requirements in terms of agro-ecological conditions, is suitable for growing without pesticide use, and can be cultivated in marginal production areas compared to common wheat (Bonafaccia et al., 2000; Bavec and Bavec, 2006). According to Janković et al. (2013), the highest yields of the spelt wheat can be achieved on chernozem soil type, but due to its lower requirements it is often produced under restricted agro-ecological conditions. Earlier studies indicated that the sowing date played a significant role in higher yield achievement since late sowing caused shortening of the vegetation period and poor preparation of crops for the winter period (Protić et al., 2008). In a three-year trial, Ugrenović (2013) determined the highest spelt wheat yield in the first sowing date (October 5<sup>th</sup>), while with sowing delay yield decreased from 4.0% to 19.7%. Lacko-Bartošová et al. (2010) also found high variation in spelt wheat yield depending on climatic conditions. Spelt wheat has fewer requirements in terms of agro-ecological conditions, but is also less tolerant to drought (Ugrenović, 2013). In the dry seasons, yields were significantly lower, primarily due to the lack of nutrient availability under low fertilization. According to Dolijanović et al. (2012), the highest grain yields of spelt wheat were obtained by a combination of organic and microbial fertilizers (5.84 t ha<sup>-1</sup>), lower grain yield with a microbiological fertilizer (4.34 t ha<sup>-1</sup>), while the treatment without fertilizer resulted in the lowest yield (3.86 t ha<sup>-1</sup>). However, complexity of the local agro-ecological conditions indicated that there is no unique solution to exploit the genetic potential of the variety (Ugrenović, 2018). On average, the quality of spelt wheat grain compared to the common wheat is higher regarding the total protein content (about 19%), essential amino acids, B vitamins, lipids and mineral salts (Glamočlija et al., 2013). Given that the agro-ecological conditions of northern Serbia are strongly influenced by climatic changes and extreme weather events, obtaining higher yield while maintaining the spelt wheat quality becomes a challenging task. The aim of this research was to determine the correlations among yield, yield components and protein content in spelt wheat for different sowing dates and applied management practices. Also, this study was intended to determine the suitability of the soils at different locations for organic spelt wheat production in order to further improve production technology.

## Material and Methods

In this study, spelt wheat was tested at nine different organic certified locations in northern Serbia (Table 1.) during 2015/2016. The soil type, according to the WRB classification (2014), belonged to the class of chernozems and humogley (Table 1). Samples of soils were collected from the topsoil (0–30 cm). The soil pH was determined in a soil:water suspension (1:2.5). The humus content was obtained by Tyurin titrimetric wet combustion method. The total N content was measured using Elementar CNS automatic analyzer. The available P<sub>2</sub>O<sub>5</sub> and K<sub>2</sub>O content by the Ammonium-Lactate (AL) method. Cultivar Nirvana developed at the Institute of Field and Vegetable Crops in Novi Sad was investigated as the only Serbian spelt wheat cultivar. Sowing was carried out at different sowing dates (Table 1). The primary tillage was performed by plowing (25 cm) at all locations except in Pančevo and Zemun polje, where chisel plow (15 cm) and disc harrow (15 cm) were used, respectively. Regarding fertilization, organic farmers mostly used animal organic manure two or three years before sowing spelt wheat. The sowing was done at the optimal sowing period, from 5<sup>th</sup> October to 28<sup>th</sup> October except for Zemun polje (13<sup>th</sup> November).

Table 1. Type of soils and crop management practices

Location	Type of soil	Preceding crop	Fertilization	Tillage, depth	Date of sowing
Ljutovo	Chernozem	Sunflower	Organic manure	Plow, 25 cm	20. X
Orom	Humogley	Flax	Plowing crop remains	Plow, 25 cm	27. X
Bajmok	Chernozem	Soybean	Organic manure	Plow, 25 cm	25. X
Bački Petrovac	Chernozem	Soybean	Pelletized organic manure DIX 10N 500kg ha <sup>-1</sup>	Plow, 25 cm	15. X
Nadalj	Chernozem	Soybean	Pelletized organic manure DIX 10N 500kg ha <sup>-1</sup>	Plow, 25 cm	20. X
Crepaja	Humogley	Maize	Organic manure	Plow, 25 cm	14. X
Pančevo	Chernozem	Soybean	Plowing crop remains	Chisel plow, 15 cm	05. X
Zemun polje	Chernozem	Maize	Pelletized organic manure DIX 10N 500kg ha <sup>-1</sup>	Disc harrow, 15 cm	13. XI
Radmilovac	Chernozem	Maize	Organic manure	Plow, 25 cm	28. X

The meteorological data were retrieved from different weather stations near the investigated locations in Vojvodina and Belgrade. Basic climate characteristics (average temperature and precipitation) for the period from October 2015 to July 2016 are shown in Figure 1. The lowest average monthly temperatures were recorded in January (-0.3 °C) in Crepaja and Ljutovo, while the highest monthly temperatures were recorded in July in Orom at the end of vegetation (23.1 °C). Precipitation greatly varied across the study area. Higher precipitation was recorded in this growing season compared to the long-term average values for Vojvodina. The highest precipitation sum was recorded in Crepaja (886.1 mm), while the lowest was recorded in Orom (506 mm) (Figure 1).

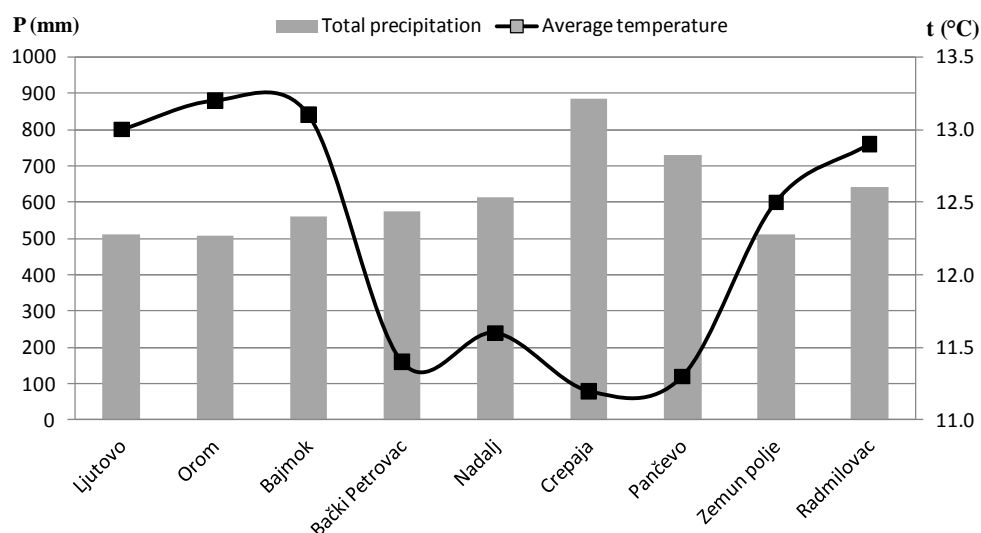


Figure 1. Total precipitation and average temperatures from October 2015 to July 2016

The comparisons of the basic agrochemical properties of the soil at selected locations were shown in Table 2. Analyses of agronomic traits, such as number of plants, plant height, spike length, spike weight, number of grains per spike, grain weight per spike, 1000-grain weight, harvest index and dehulled grain yield, were performed manually on samples of 10 plants in five replications. Determination of protein content in the whole grain meal was performed by the Carbon, Hydrogen, Nitrogen and Sulphur (CHNS) method, on Vario EL III elemental analyzer. The analysis of variance (ANOVA) was used to test differences among the locations for grain yield and protein content, followed by a Fisher's LSD test ( $P < 0.05$ ). Correlation analysis of the analyzed traits and the principal component analysis (PCA), used to visualize relationships between the traits and the locations were performed using STATISTICA 12.6, StatSoft, Inc.

## Results and Discussion

The highest humus content (4.02%) was recorded on the organic field in Nadalj, which belongs to the soil class rich in humus (Table 2). Higher humus content was also found in Oromo, Bajmok, Crepaja, Nadalj and Pančevo organic fields, ranging from 3.38% to 4.02%. Lower humus contents were identified in Ljutovo, Bački Petrovac, Zemun Polje and Radmilovac, (from 2.14% to 2.50%). The obtained values of humus content were in accordance with the findings of Manojlović et al. (2008) that the optimal to high soil fertility was necessary for successful organic production in Vojvodina. Regarding the total nitrogen content ( $N^0$ ), Orom, Bajmok, Nadalj, Crepaja and Pančevo were characterized with high total N content (0.2% - 0.3%), whereas moderately high content of total nitrogen (0.1% - 0.2%) was found in other locations. In addition, soil samples from different locations had from optimal (15-25 mg/100g) to high (25-50 mg/100g) phosphorus and potassium content. Considering values of soil chemical properties, increasing soil fertility could be a key prerequisite for sustainable organic production (Manojlović et al., 2008).

Table 2. Agrochemical soil properties of investigated locations

Locations	Type of soil	pH		CaCO <sub>3</sub> %	Humus %	Total N %	P <sub>2</sub> O <sub>5</sub>	K <sub>2</sub> O
		KCl	H <sub>2</sub> O					
Ljutovo	Chernozem	7.56	8.18	4.20	2.51	0.187	17.7	20.5
Orom	Humogley	7.53	8.24	15.12	3.66	0.251	17.0	17.3
Bajmok	Chernozem	7.41	8.21	12.60	3.63	0.249	19.3	19.1

Bački Petrovac	Chernozem	7.09	7.98	1.60	2.46	0.183	26.1	30.0
Nadalj	Chernozem	7.32	8.10	6.72	4.02	0.258	20.8	29.1
Crepaja	Humogley	7.44	8.26	18.48	3.38	0.232	36.3	54.5
Pančevo	Chernozem	7.35	8.18	13.02	3.56	0.244	27.9	20.0
Zemun polje	Chernozem	7.30	8.21	8.40	2.50	0.186	34.2	28.2
Radmilovac	Chernozem	7.10	8.13	1.40	2.15	0.160	17.9	21.4
Average		7.36	8.13	9.54	3.15	0.220	23.9	26.3

The highest yield of dehulled grains of spelt wheat was determined in Nadalj (3.98 t ha<sup>-1</sup>) and Pančevo (3.68 t ha<sup>-1</sup>) on carbonate chernozem (Figure 2.), with an optimal sowing period. These findings demonstrated that high soil organic matter content could be associated with higher yields. Compared with other locations, such as Orom and Bajmok, Nadalj and Pančevo had better soil texture reflected in high soil fertility. Also, significant yields were determined in Crepaja (3.57 t ha<sup>-1</sup>) with the optimal sowing date (14<sup>th</sup> October). It should be noted that in these locations during the growing season a sufficient precipitation was recorded compared to the long-term average, which presumably led to such high yields. A significantly lower yield was determined in Ljutovo in the north of Vojvodina (3.02 t ha<sup>-1</sup>). These yield differences could be a consequence of higher temperatures in critical periods of the grain filling of spelt wheat, as well as of lower rainfall, with a slightly unfavorable distribution in Ljutovo, than in the locations with the highest yields. Grain yield in wheat can be influenced by many factors such as weather conditions, management practices, and the availability of nutrients. According to Jankovic et al. (2013), the highest yields of cereals can be achieved on chernozem, and the diversity of agro-ecological conditions could influence the yield of the same variety of cereals. Jevtić (1992) elaborated that the highest yields and best quality could be achieved in regions with total rainfall from 650 to 750 mm, but distributed according to the crop requirements specific for each developmental stage.

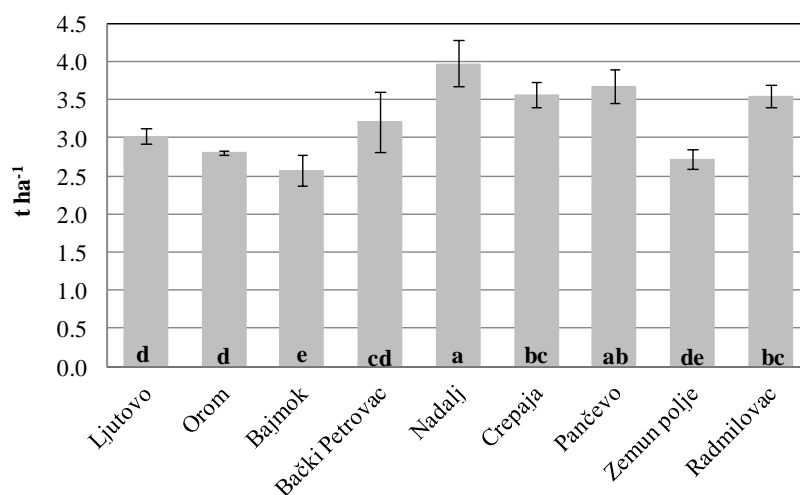


Figure 2. Yield of dehulled grain spelt wheat

Letters (abcde) indicate statistically significant differences of yield between locations based on the Fisher test

Grain protein content is considered as important quality trait in spelt wheat (Auerman, 1988). The protein content of spelt wheat grains is far greater than the protein content of common wheat (Petrenko et al., 2018). The highest protein content was measured in Pančevo (13.94%), while the lowest protein content was found in samples from Zemun polje experimental station (10.5%) (Figure 3.). Bodroza-Solarov et al. (2010) determined higher values of the protein

content (16.8%) of the same spelt wheat cultivar Nirvana under conventional production conditions in Bačka Topola, while the percentage of protein in common wheat was similar to protein content of spelt wheat obtained in our study (13.2%). Ikanović et al. (2016) found that climate factors, such as temperature and light intensity, and the period of the grain filling had a significant impact on the protein content of the grain of spelt wheat. In the same study, the protein content of the Nirvana variety was found to be 16.67%. It is also stated that the highest protein content was found in the spelt wheat grown on chernozem soil. The protein content in our study was calculated on the sample base because only one cultivar was analyzed. In addition, the weather conditions in 2016 were suitable for spelt wheat cultivation, resulting in higher grain yield. The protein content was lower than in the study of Bodroža Solarav et. (2010) with long spring drought. Also, our study showed that location with the highest yield in Nadalj did not have high protein content of the integral flour, which is in accordance with a positive but not significant correlation between the yield and protein content ( $r=0.354$ ,  $P<0.258$ ). This could probably be due to a high climatic contribution on spelt wheat growth and diverse locations.

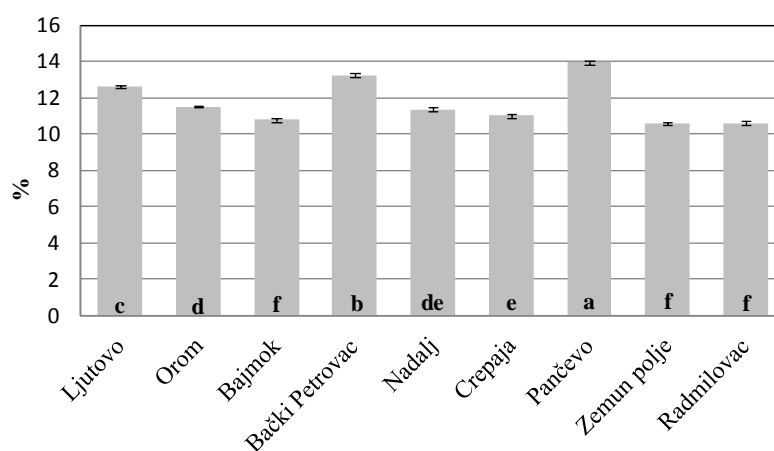


Figure 3. Protein content of integral spelt wheat flour

Letters (abcdef) indicate statistically significant differences of protein content of grain spelt wheat between locations based on the Fisher test

In our study, there were significant positive correlations between plant height and spike length ( $r=0.65$ ,  $p<0.05$ ), and between plant height and spike weight ( $r=0.63$ ,  $p<0.05$ ) (Table 3). Spike weight was in positive correlations ( $p<0.01$ ) with the number of grains per spike and grain weight per spike. Significant positive correlations between the grain yield and the spike length ( $r=0.70$ ,  $p<0.01$ ), spike weight ( $r=0.70$ ,  $p<0.01$ ), the number of grains per spike ( $r=0.71$ ,  $p<0.01$ ), 1000-grain weight ( $r=0.59$ ,  $p<0.05$ ), and the harvest index ( $r=0.67$ ,  $p<0.05$ ) were also determined. The significant positive correlations among plant height, spike length, spike weight, and grain weight per spike were similar to the results of Jankovic et al. (2015). Significant positive correlations between spike length and spike weight, and between number of grains per spike and grain weight per spike ( $p<0.01$ ) were in line with research performed by Xie et al. (2015). According to Hristov et al. (2008), winter wheat yield was found to be dependent on several major yield components, such as number of plants or spike per unit area, number of grains per spike, and grain weight per spike. There are complex interrelationships between these traits, as increasing the value of one often results in a decrease in the value of another. Better understanding of relationship among the traits and their interdependence could facilitate yield improvement per unit area (Jankovic et al., 2015). This indicates that the appropriate management practices applied in the production of spelt wheat, by improving the yield components, could significantly increase grain yield.

Table 3. Correlation analysis of different properties of spelt wheat

	SL	SW	NGS	GW	GI	GW 1000	HI	DGY	P
PH	0.65*	0.63*	0.47	0.68**	0.01	0.17	-0.05	0.55	0.26
SL	1.00	0.91**	0.86**	0.85**	-0.15	0.46	0.12	0.70**	0.59*
SW		1.00	0.85**	0.96**	-0.30	0.60*	0.16	0.70**	0.30
NGS			1.00	0.77**	-0.48	0.49	0.25	0.71**	0.37
GW				1.00	-0.37	0.58*	0.23	0.71**	0.29
GI					1.00	-0.42	-0.36	-0.36	0.06
GW 1000						1.00	0.38	0.59*	0.38
HI							1.00	0.67*	-0.01
DGY								1.00	0.35
P									1.00

PH – Plant height; SL – Spike length; SW – Spike weight; NGS – Number of grains per spike; GW – Grain weight per spike; GI – Glume index; GW 1000 – 1000 Grains weight; HI – Harvest index; DGY – Dehulled grain yield; P – Protein content; \*,\*\* significant at probability level of  $p < 0.05$  and  $p < 0.01$ , respectively.

The obtained data were analyzed with PCA to allow for correlations to be observed in the space of the components which are available, i.e. in the space of spelt wheat parameters collected during the trial. The PCA was performed to have a better understanding about the relationships of the yield components and the investigated locations. The PC biplot reflected 72.46% of the variations, corresponding to 51.01% (PC 1) and 21.45% (PC 2) (Figure 4.). Arrangement of locations and grain characteristics revealed that the location with the highest yield (Nadalj) is associated with most traits including yield and protein content compared to the locations with lower yields (Bajmok and Orom). This implies that all traits must be considered in order to improve spelt wheat production.

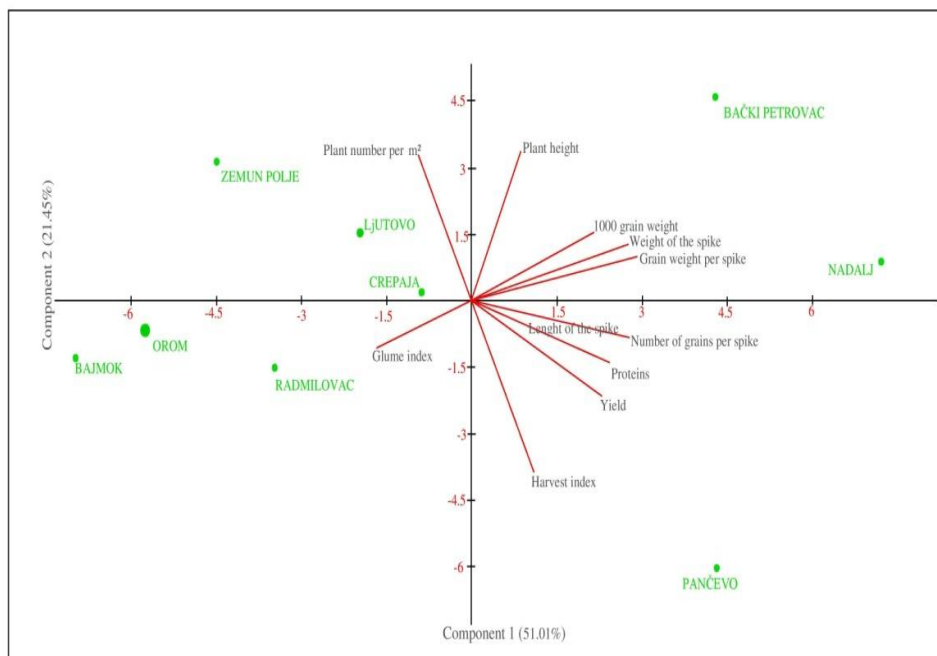


Figure 4. PCA biplot of spelt wheat traits across nine locations

## Conclusion

The highest spelt wheat yield of 3.98 t ha<sup>-1</sup> was observed at Nadalj, the location on carbonate chernozem with the highest level of humus and an optimal sowing time. The significant positive correlations were determined between grain yield and spike length, spike weight, number of grains per spike, grain weight per spike, 1000-grain weight and harvest index. The principal component analysis showed that locations with higher yields (Nadalj and Pančevo) were positioned around vectors for yield and most yield components, corroborating their positive correlations and implying that all traits must be considered in order to improve spelt wheat production. Our study indicated that spelt wheat growing in northern Serbia could achieve high yields, but protein content seems to more depend on production technology. Therefore, the future research focus should be on specific management practices and their influence on yield and quality of spelt wheat.

## References

- Auerman, L. J. (1988). Tehnologija pekarske proizvodnje. Prevod, *Tehnološki fakultet*, Novi Sad.
- Bavec, F., Bavec, M. (2006). Organic production and use of alternative crops. CRC Press. st. 37-47.
- Bodroza-Solarov, M., Balaz F., Bagi, F., Filipcev, B., Simurina, O., Mastilovic, J. (2010). Effect of hulls on grain mould infestation in *Triticum aestivum* ssp. *spelta* from organic trial. 45<sup>th</sup> Croatian & 5th International Symposium on Agriculture, Agroecology and Ecological Agriculture, 15-19 February 2010, Opatija, Croatia, Croatia, 51-54.
- Bonafaccia, G., Galli, V., Francisci, R., Mair, V., Skrabanja, V., Kreft, I. (2000). Characteristics of spelt wheat products and nutritional value of spelt wheat-based bread. *Food Chemistry*, 68(4), 437-441.
- Dolijanović, Ž., Oljača, S., Kovačević, D., Jug, I., Stipešević, B., Poštić, D. (2012). Utjecaj agrotehničkih mjera na prinos zrna pira (*Triticum aestivum* spp. *spelta*) u organskom sustavu uzgoja. In *Proceedings. 47th Croatian and 7th International Symposium on Agriculture. Opatija. Croatia* (51)1.55.
- Glamočlija, Đ. (2004). Posebno ratarstvo, žita i zrnene mahunarke. Draganić, Beograd.
- Glamočlija, Đ., Žarković, B., Dražić, S., Radovanović, V., Popović, V., Ugrešević, V., Zekić N. (2013). Morfološke i produktivne osobine pšenice krupnik na černozeu i degradiranom zemljištu. *Zbornik naučnih radova sa XXVII Savetovanja agronoma, veterinara, tehnologa i agroekonomista*, Institut PKB Agroekonomik. (19)1-2. 23-30.
- Golijan, J., Kolarić, L., Popović, A., Živanović, L. (2019). Proizvodnja organskog krupnika (*Triticum spelta* L.) u Srbiji. *Selekcija i semenarstvo*, 25(1), 23-32.
- Hristov, N., Mladenov, N., Kondić-Špika, A., Štatkic, S., Kovačević, N. (2008). Direct and indirect effects of several wheat traits on grain yield. *Zbornik radova Instituta za ratarstvo i povrtarstvo*, 45(2), 15-20.
- Ikanović, J., Popović, V., Janković, S., Dražić, G., Živanović, L., Lakić, Ž., Savić, J. (2016). Productivity of hexaploid spelt wheat-*Triticum aestivum* Spp. spelt grown on degraded soil. VII International Scientific Agriculture Symposium, "Agrosym 2016", 6-9 October 2016, Jahorina, Bosnia and Herzegovina. 996-1004.
- IUSS Working Group WRB (2014). World Reference Base for Soil Resources 2014. International soil classification system for naming soils and creating legends for soil maps. *World Soil Resources Reports 106*. FAO, Rome.
- Janković, S., Ikanović, J., Popović, V., Rakić, S., Kuzevski, J. (2013). Agro-ecological conditions and morphoproductive properties of spelt wheat. *Biotechnology in Animal Husbandry*, 29(3), 547-554.
- Jankovic, S., Ikanovic, J., Popovic, V., Rakic, S., Pavlovic, S., Ugrešević, V., Doncic, D. (2015). Morphological and productive traits of spelt wheat-*Triticum spelta* L. *Poljoprivreda i Sumarstvo*, 61(2), 173.
- Jevtić, S. L. (1996). Pšenica. Beograd: Nauka.

- Koutroubas, S. D., Fotiadis, S., Damalas, C. A. (2012). Biomass and nitrogen accumulation and translocation in spelt (*Triticum spelta*) grown in a Mediterranean area. *Field Crops Research*, 127, 1–8.
- Lacko-Bartošová, M., Korczyk-Szabó, J., Ražný, R. (2010). Triticum Spelta – a specialty grain for ecological farming systems. *Research Journal of Agricultural Science*. 42(1): 143–147.
- Manojlović, M. (2008). Plodnost zemljišta u organskoj proizvodnji u Vojvodini. *Đubrenje u održivoj poljoprivredi*. Poljoprivredni fakultet, Novi Sad
- Nesbitt, M. (2001). Wheat evolution: integrating archaeological and biological evidence. Wheat taxonomy: the legacy of John Percival, edited by P. D. S. Caligari and P. E. Brandham. London: *Linnean Society*, Linnean Special Issue 3, 37-39.
- Nikolić, O, Pavlović, M, Savurdić, A., Jelić, M. (2015). Mogućnosti gajenja spelte u organskoj poljoprivredi. *XX savetovanje o biotehnologiji*. Zbornik radova, 20(22). 117-122.
- Petrenko, V., Sheiko, T., Khudolii, L., Bondar, V. (2018). Evaluation of three wheat species commonly used in organic cropping systems, considering selected technological parameters for ethanol production. In proceedings of the international scientific conference. *Engineering for rural development*, 23.-25 May 2018., Jelgava, 451-456.
- Protić, R., M. Marković i N. Protić (2008): Prinos zrna ozime pšenice u jednoj sušnoj godini u Republici Srbiji. *Poljoprivredne aktuelnosti*, 7(1-2), 5-19.
- Roljević, S., Sarić, R., Kuzman, B. (2018). Significance in innovation and knowledge appliance in system of organic agriculture in Serbia. *Economics of Agriculture*, 57, 247-254.
- Ruibal-Mendieta, N. L., Delacroix, D. L., Muerens, M. (2002). A comparative analysis of free, bound and total lipid content on spelt and winter wheat wholemeal. *Journal of Cereal Science*, 35, 337-342.
- Šeremešić, S., Vojnov, B., Manojlović, M., Milošev, D., Ugrenović, V., Filipović, V., Babec, B. (2017). Organska poljoprivreda u službi biodiverziteta i zdravlja. *Letopis naučnih radova*. Poljoprivredni fakultet, Novi Sad. 41(2), 51-60.
- Ugrenović, V. (2013). Uticaj vremena setve i gustine useva na ontogenezu, prinos i kvalitet zrna krupnika (*Triticum spelta* L.). *Doktorska disertacija*. Poljoprivrednik fakultet, Beograd. 10-121.
- Ugrenović, V., Bodroža Solarov, M., Pezo, L., Đisalov, J., Popović, V., Marić, B., Filipović, V. (2018). Analysis of spelt variability (*Triticum spelta* L.) grown in different conditions of Serbia by organic conditions. *Genetika*, 50(2), 635-646.
- Xie, Q., Mayes, S., Sparkes, D. L. (2015). Spelt as a genetic resource for yield component improvement in bread wheat. *Crop Science*, 55(6), 2753-2765.

**Morfološke karakteristike, prinos i sadržaj proteina u zrnu krupnika (*Triticum spelta* L.) gajenog u organskom sistemu proizvodnje u različitim agroekološkim uslovima severnog dela Srbije**

**Bojan Vojnov · Maja Manojlović · Željko Dolijanović · Dragana Latković ·  
Milena Simić · Dragiša Milošev · Brankica Babec · Srđan Šeremešić**

**Sažetak:** Zbog svojih nutritivnih osobina krupnik (*Triticum spelta* L.) je sve više u interesovanju organskih proizvođača i potrošača. U cilju unapređenja organske proizvodnje i uvođenja alternativnih kultura, sprovedeno je istraživanje na ovoj vrsti pšenice kako bi se sagledao uticaj različitih agroekoloških uslova na prinos i komponente prinosa, kao i kvalitet krupnika. Predmet istraživanja bila je sorta krupnika Nirvana, a istraživanje je obavljeno na 9 različitih lokaliteta u Vojvodini i u okolini Beograda na kojima je krupnik gajen u sistemu organske proizvodnje. Najveći prinos oljuštenog zrna krupnika utvrđen je na organskoj parceli u Nadalju sa 3,98 t/ha na karbonatnom černozeu, a najveći sadržaj proteina (13,94%) u integralnom brašnu sa organske parcele iz Pančeva. Korelaciona analiza je pokazala da na ispitivanim lokalitetima postoji

statistički značajna korelacija između prinosa krupnika i dužine klasa, mase klasa, broja zrna, mase 1000 zrna i žetvenog indeksa i da takođe postoji uzajamni uticaj između visine biljaka, dužine klasa, mase klasa i mase zrna po klasu. Iako je krupnik relativno skromnih zahteva prema plodnosti zemljišta i podnosi nepotpunu agrotheniku utvrđeno je da odlično reaguje na đubrenje stajnjakom sa produženim dejstvom i na intenzivniju agrotehniku pri kojoj se mogu postići prinosi i do 4 t ha<sup>-1</sup> oljuštenog zrna. Najveći uticaj na prinos su imali vreme setve, raspored i količina padavina, kao i obezbeđenost biljaka potrebnim hranivima. Takođe, utvrđeno je da pravilna agrotehnika može da ublaži negativni uticaj nepovoljnih uslova spoljašnje sredine, što je uticalo da se na različitim lokalitetima ostvare visoki prinosi.

**Ključne reči:** krupnik, organska poljoprivreda, prinos, sadržaj proteina